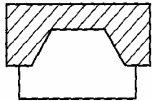
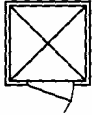





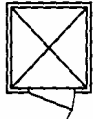


# Housing Obj. 7.06





**1** Kim plans to renovate her kitchen. She will be adding a bay window to the eating area. What architectural symbol will the architect use to show the bay window on the blueprint?

- A 
- B 
- C 
- D 

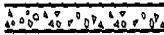



**2** Jack is searching through housing plan books for ideas for his new home. He wants to make sure that his master bathroom has a shower and a separate bathtub. Which architectural symbol should he look for to determine if the bathroom has a separate shower?

- A 
- B 
- C 
- D 

**3** Exterior door placement can be determined by using which of the following symbols?




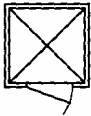
- A 
- B 
- C 
- D 

**4** Which architectural symbol would a builder look for on a set of blueprints to determine the placement of interior doors?

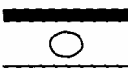


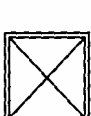
- A 
- B 
- C 
- D 

**Housing Obj. 7.06**





**5** David is searching the internet for a new home plans. He wants to make sure that his master bathroom has a shower and a separate bathtub. Which architectural symbol should he look for to determine if the bathroom has a bathtub?

- A 
- B 
- C 
- D 



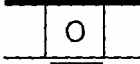

**6** The location of a toilet / water closet would be shown by using which architectural symbol?

- A 
- B 
- C 
- D 





**7** Many bedroom closets use folding doors because they take up less space when opened. Which structural symbol is used to show the placement of folding doors?

- A 
- B 
- C 
- D 

**8** Mark is a gourmet chef so he wants to include both a range and double ovens in his newly designed kitchen. How will the architect show the location of the range?

- A 
- B 
- C 
- D 

**9** Which symbol represents an electrical switch?

- A 
- B 
- C 
- D 

**Housing Obj. 7.06**


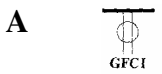
**10** Lauren wants to be certain that her new home has plenty of electrical outlets. Which electrical symbol should she use to mark their location on the blueprint?



**11** Jackie suspects that the builder placed her cable television outlet on the wrong wall. What architectural symbol should she look for on the blueprint to prove her suspicion?



**12** Pete wants to indicate where all telephones will go in his new home. Which symbol will he use?



**13** Electrical outlets located near water should cut off automatically to prevent people from being shocked. Which electrical symbol is used to mark the location of these special outlets?



**14** Vivian is remodeling her master bedroom and will be adding a fireplace to the new sitting area. How will the architect show the location of the fireplace?

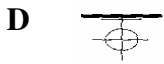
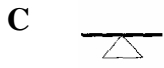
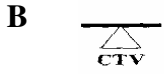


**15** A disabled person desires a telephone outlet located next to the bed. Which electrical symbol can an architect use to be certain that the builder knows where to place the telephone outlet?



## Housing Obj. 7.06

**16** Rhonda is adding on to her house and would like to use a chandelier. Which symbol can her architect use to show where it will be located in her new dining room?



**17** Which architectural symbol is used to show the placement of a double hung window?



**18** Many designers prefer using computer-aided design tools rather than designing by hand because CAD plans:

- A** Changes are easier to make.
- B** Cost less to prepare.
- C** Require less skill to prepare.
- D** Take much longer to produce than hand-drawn plans.

**Housing Obj. 7.06**

?	⊙	Answer/ Scale	Objective	?	⊙	Answer/ Scale	Objective
1	1	D	1HI07.06 Interpret simple drawings .comp...	10	10	D	1HI07.06 Interpret simple drawings .comp...
2	2	D	1HI07.06 Interpret simple drawings .comp...	11	11	C	1HI07.06 Interpret simple drawings .comp...
3	3	D	1HI07.06 Interpret simple drawings .comp...	12	12	C	1HI07.06 Interpret simple drawings .comp...
4	4	C	1HI07.06 Interpret simple drawings .comp...	13	13	A	1HI07.06 Interpret simple drawings .comp...
5	5	C	1HI07.06 Interpret simple drawings .comp...	14	14	D	1HI07.06 Interpret simple drawings .comp...
6	6	B	1HI07.06 Interpret simple drawings .comp...	15	15	A	1HI07.06 Interpret simple drawings .comp...
7	7	A	1HI07.06 Interpret simple drawings .comp...	16	16	D	1HI07.06 Interpret simple drawings .comp...
8	8	B	1HI07.06 Interpret simple drawings .comp...	17	17	B	1HI07.06 Interpret simple drawings .comp...
9	9	D	1HI07.06 Interpret simple drawings .comp...	18	18	A	1HI07.06 Interpret simple drawings .comp...

Minimum points  
required to achieve  
mastery category

**Total questions on test: 18**

Objectives measured: 1	Items	Points	●	☾	Questions measuring this objective										
1HI07.06 Interpret simple drawings .computer...	18	18	14	12	1	2	3	4	5	6	7	8	9	10	11
1HI07.06 Interpret simple drawings .computer...					12	13	14	15	16	17	18				
<b>Totals</b>		18	14	12											

# Housing Obj. 7.06

## Items used in test

?	Item name	?	Item name	?	Item name
1	1HI07.06.04	7	1HI07.06.14	13	1HI07.06.13
2	1HI07.06.15	8	1HI07.06.11	14	1HI07.06.16
3	1HI07.06.07	9	1HI07.06.18	15	1HI07.06.08
4	1HI07.06.06	10	1HI07.06.03	16	1HI07.06.12
5	1HI07.06.09	11	1HI07.06.02	17	1HI07.06.05
6	1HI07.06.10	12	1HI07.06.17	18	1HI07.06.01